

# How to Build a College List

[bigfuture.org/college-search](http://bigfuture.org/college-search)

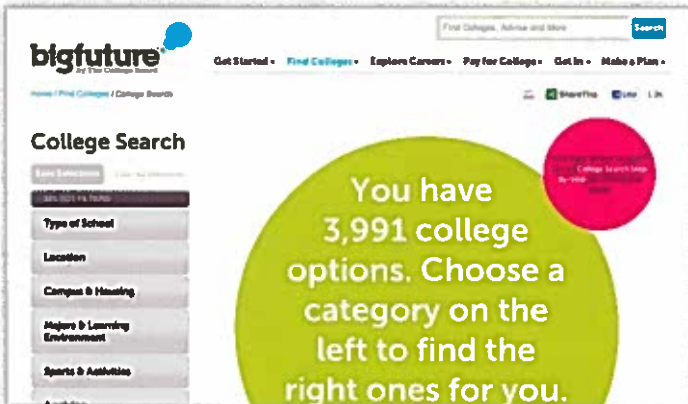
## Find colleges that fit you

- Find the best college matches based on what matters most
- Get advice, guidance and student perspectives at every step
- Access up-to-date and trusted info on nearly 4,000 two- and four-year colleges

**1 Visit [bigfuture.org](http://bigfuture.org) and choose "Find Colleges > College Search."**

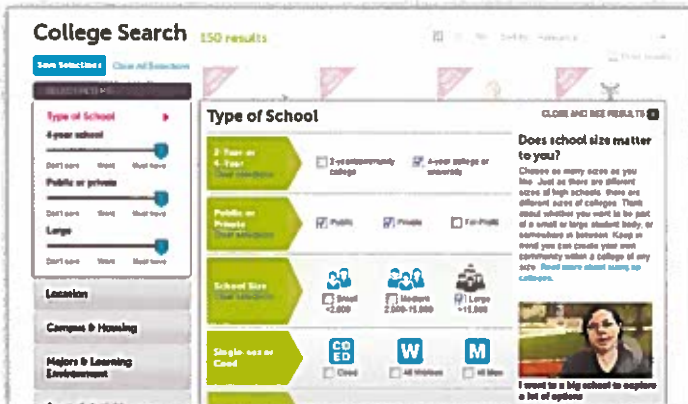
**2 Choose a category to get started.**

Start with one that's important to you — from type of school, location, majors, cost/financial aid, sports or any other popular category.




**3 Select your preferences and get guidance every step of the way.**

Review your options and answer the questions. You'll get tips and advice as well as videos from college planning experts and college students to help you understand your choices.




**4 Get instant college matches.**

As you make your selections, the number of matches is updated. The more options you select, the narrower your list of matches, which appear behind the question window. Your choices are summarized to the left of your list, so you always know what you're searching on.



**5 Prioritize your preferences.**

Are some preferences absolute musts for you — the college has to have them? Others may be nice to have — just "wants"? Move the slider bar under any of your selections to set how important it is to you. Adjust to see how your matches change, until you're happy with your settings.



## 6 Choose a college to explore.

Click on a college to learn all about the school. On the "At a Glance" page, you'll get an overview of the school and a map showing its location. The green box to the right shows you whether the college matches your college preferences. If there's a check mark, the college matches. Once you've set your preferences, you can see how any college compares.

## 7 Get more details about the school.

Browse the topics on the left menu — such as "Majors & Learning Environment," "Paying" or "Campus Life." Tabs within each section offer even more specific information.

Category	Value
Total undergraduates	15,122
Graduate enrollment	2,848
Average Age	22
Part-Time Students	3%

Race/Ethnicity	Percentage
White	23%
Hispanic/Latino	47%
Asian	13%
Black or African American	8%
Other	9%

Gender	Percentage
Male	49%
Female	51%

## 8 See if you're on track to meet the college's requirements.

Click on the "Applying" section and the "Academics" tab there. It shows the high school course work required by this college. Enter how many years of each subject you've taken, and the chart will instantly update to show if you're on track or need to adjust your plan. Also, in the "Applying" section, you can see how your grades, class rank and test scores stack up to those of students accepted at this school.

ARE YOU ON TRACK?	HIGH SCHOOL COURSE WORK REQUIREMENTS	1	2	3
How many years of these high school classes have you completed – or do you expect to complete?	Computer Science	<input checked="" type="checkbox"/>	<input type="checkbox"/>	<input type="checkbox"/>
Enter and save your info to compare yourself to this or any college.	English	<input checked="" type="checkbox"/>	<input checked="" type="checkbox"/>	<input checked="" type="checkbox"/>
Computer Science	Foreign Language	<input checked="" type="checkbox"/>	<input checked="" type="checkbox"/>	<input type="checkbox"/>
English	History	<input checked="" type="checkbox"/>	<input checked="" type="checkbox"/>	<input type="checkbox"/>
Foreign Language	Math	<input checked="" type="checkbox"/>	<input checked="" type="checkbox"/>	<input checked="" type="checkbox"/>
History	Science	<input checked="" type="checkbox"/>	<input type="checkbox"/>	<input type="checkbox"/>
Math	Science - Lab	<input checked="" type="checkbox"/>	<input checked="" type="checkbox"/>	<input type="checkbox"/>
Science	Foreign Language	<input type="checkbox"/>	<input type="checkbox"/>	<input type="checkbox"/>

## 9 Add the college to your favorites list.

Click the "Add to My College List" button located next to the college name. The "My Organizer" toolbar at the bottom of the page opens, and the college gets added. (You can also add a college from your search results by dragging the college down to the toolbar). You can add more colleges at any time.

## 10 Save your matches; share and print your list.

Once you add a few colleges to your list, you'll be prompted to log in to save your work. If you already have a College Board account, you can use that same user name and password. Otherwise, it's free and easy to create a new account. You can save your college search preferences with this same login, too.

Want to share your college search matches with a counselor or family member? From your search results, click "Print results."