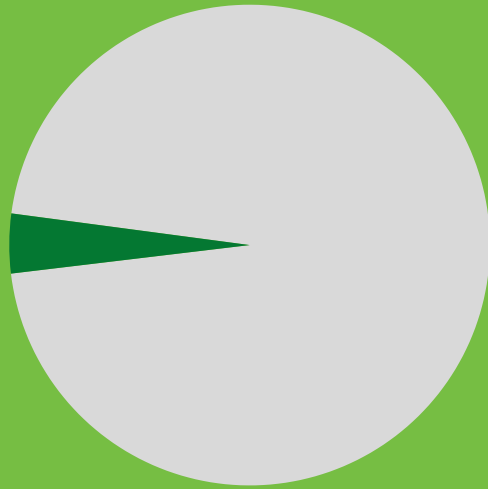


Federal Funding Levels in FHSD

Expenditures for the Fiscal Year Ending on June 30, 2024

Federal Grant	Amount Expended
ARP Homeless	\$8,464
ARP Homeless Target Supp	\$13,241
IDEA Part B	\$1,617,705
Title III LIEL	\$10,594
Title I-A	\$471,104
Title I-D NP	\$43,642
Title IV Part A	\$69,776
Stronger Connections	\$46,447
IDEA ECSE	\$35,942
Title II-A SEI	\$131,156
EMER Connect	\$439,008
National School Lunch Program	\$1,134,217
National School Breakfast Program	\$29,784
Total Amount	\$4,051,080

Federal funding accounts for 3.8% of total funding for FHSD.



Source: ODEW 23-24 Report Card Data (Latest Available)

Federal funding supports programs including:



Special Education



School Meals



Student Support



Arts, Music and More



Teacher Training

Questions? Contact Us!

www.foresthills.edu

(513) 231-3600

contact@foresthills.edu



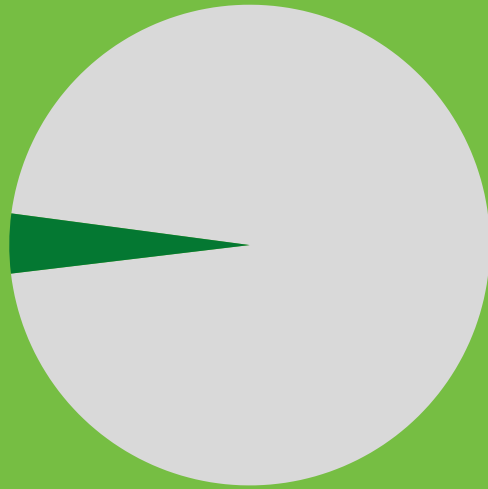
ENGAGE • EMPOWER • EXCEL

Federal Funding Levels in FHSD

Grant Period 2024: July 1, 2023 - September 30, 2024

Federal Grant	Amount Received
ARP Homeless	\$6,579.51
ARP Homeless Target Supp	\$16,500.00
IDEA Part B	\$1,679,356.61
Title III LIEL	\$8,189.69
Title I-A	\$542,460.07
Title I-D NP	\$43,642.19
Title IV Part A	\$46,331.91
Stronger Connections	\$46,447.46
IDEA ECSE	\$27,782.79
Title II-A SEI	\$133,836.27
EMER Connect	\$16,380.00
National School Lunch Program	\$632,168.03
National School Breakfast Program	\$203,009.53
Total Amount	\$3,402,684.06

Federal funding accounts for 3.8% of total funding for FHSD.



Source: ODEW 23-24 Report Card Data (Latest Available)

Federal funding supports programs including:



Special Education



School Meals



Student Support



Arts, Music and More



Teacher Training

Questions? Contact Us!

www.foresthills.edu

(513) 231-3600

contact@foresthills.edu



ENGAGE • EMPOWER • EXCEL

FISCAL RESPONSIBILITY

The Treasurer's Office of Forest Hills School District works diligently to ensure operations are efficient and fiscally responsible. We realize and appreciate the obligation we have to taxpayers to be strong stewards of public funds. Our efforts to honor that responsibility include FHSD's participation in the Ohio Checkbook and our regular recognition with the Auditor of State Award for effective financial practices, which the district received again in February.

Those efforts do not change the reality of school funding in Ohio, which forces districts to turn to voters for additional funding every few years. State law does not allow school funding measures to account for inflation—so as costs increase for things like supplies, gasoline, diesel fuel, maintenance and other yearly expenses, the district's revenue stays at the same level. That is part of the reason the Board of Education approved a 6.9 mill combination levy for the May 2, 2023 ballot.

This includes a 5.4 mill operating levy and a 1.5 mill permanent improvement levy. By law, the operating levy funds can be used for any general purpose related to the operation of the district. The permanent improvement levy funds can be used for any property, asset or improvement with an estimated life or usefulness of five years or more (building updates, roofs, parking lots, heating and cooling systems, or new buses or technology). It's important to note that the levy will only maintain similar levels of staffing and programs at Forest Hills. It does not provide for any additional staff, extracurricular activities or courses, but the permanent improvement levy will allow the district to start chipping away at the most critical facility needs.

For more information about the combination levy, please visit www.foresthills.edu/levy.html.

RETURN ON INVESTMENT

BELOW AVERAGE TAX RATE

BELOW AVERAGE COST PER PUPIL

MORE MONEY IN THE CLASSROOM

ABOVE AVERAGE PERFORMANCE

74 CENTS OF EVERY DOLLAR SPENT IN CLASSROOMS



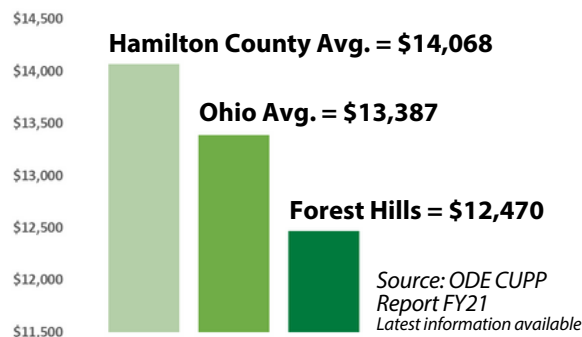
Forest Hills.....74.0%
Hamilton County Average.....72.36%
Ohio Average.....68.1%

Source: ODE Report Cards FY22

Sincerely,

Alana

**FHSD Spends
\$1,600 Less Per Pupil
Than Hamilton County Avg.**



**FHSD's BELOW AVERAGE
RESIDENTIAL TAX RATE**

Hamilton County Average
43.66

Forest Hills
38.89

Source: Hamilton Co. Auditor
Tax Year 22/Collection Year 23



**Alana Cropper
Treasurer, CFO**

alanacropper@foresthills.edu
(513) 231-3600

Hamilton County School Performance Index

1) Mariemont	107.9
2) Madeira	105.9
3) Indian Hill	104.3
4) Sycamore	104.0
5) Wyoming	103.3
6) Forest Hills	100.0
7) Loveland	99.4
8) Three Rivers	90.5
9) Oak Hills	90.2
10) Southwest	86.1
County Average	81.2
11) Deer Park	80.5
12) Reading	77.5
13) Norwood	76.3
14) Princeton	74.5
15) St. Bernard	73.3
16) Northwest	71.9
17) Finneytown	67.2
18) Cincinnati	60.2
19) Winton Woods	59.0
20) N College Hill	53.6
21) Mount Healthy	52.6
22) Lockland	48.3

Source: ODE Report Cards
FY 22

What Will the Levy Cost?

Home Value	Cost per Month
\$100,000	\$20.13
\$200,000	\$40.26
\$300,000	\$60.39

6.9 Mill Levy

By the Numbers

6.9

A 5.4 mill operating levy and 1.5 mill permanent improvement levy account for the 6.9 mill combination levy, which will maintain current educational programs and allow the district to begin addressing needed capital improvements over time.

\$20

The 6.9 mill levy would cost homeowners \$20.13 per month for a home valued at \$100,000. That amount is \$40.26 per month for a \$200,000 home and \$60.39 per month for a \$300,000 home.

53.6%

Of the total residential tax bill in Anderson Township, 53.6% goes to FHSD to fund public education. In the Village of Newtown, 55.6% of the bill is school taxes. The remainder helps fund other public entities and their programs.

\$750k

FHSD is planning to make approximately \$750,000 in immediate reductions in order to lower the levy's total millage and fulfill its obligation to be responsible stewards of taxpayer dollars.

2023

According to the five-year forecast for FHSD, 2023 is the first year that operational costs have outpaced revenue. That means more money is currently being spent to run the district than the amount coming in from local taxes or other sources.

14th

Out of 22 school districts in Hamilton County, FHSD ranks 14th in school residential tax rate. Despite ranking among the highest in performance, FHSD's tax rate of 38.89 mills is below the Hamilton County school average of 43.66 mills.

6.9 Mill Levy

By the Numbers

6.9

A 5.4 mill operating levy and 1.5 mill permanent improvement levy account for the 6.9 mill combined levy, which will maintain current educational programs and allow the district to begin addressing needed capital improvements over time.

The 6.9 mill levy would cost homeowners \$20.13 per month per for a home valued at \$100,000. That amount is \$40.26 per month for a \$200,000 home and \$60.39 per month for a \$300,000 home.

\$20

\$750k

FHSD is targeting between \$750,000 and \$1 million in reductions, primarily through attrition, in order to operate in a more efficient way and fulfill its duty of fiscal responsibility.

Of the total residential tax bill in Anderson Township, only 53.9% goes to FHSD to fund public education. In the Village of Newtown, 56.1% of the bill is school taxes. The remainder helps fund other public entities and their programs.

53.9%

2023

According to the current 5-Year Forecast for FHSD, operational costs are projected to outpace funding in 2023. That means more money will be spent to run the district than the amount coming in from taxes or state/federal funding.

Out of 25 school districts in Hamilton County and comparable Warren County districts, FHSD ranks 17th in school residential tax rate. Despite ranking among the highest in performance, FHSD has a below average tax rate.

17th